

From hardware...to software



Liceo Scientifico Augusto Righi - Roma



Liceo Scientifico Augusto Righi



The EEE telescope closest to us is that of the Liceo Albertelli (approx. 1 km).

Our two schools work together and form a small network in the centre of Rome.

Liceo Classico Pilo Albertelli



Unfortunately...

[Event Display]	novembre	13:42	11-28-375798711.bin	[History]	*	11-28-375797248.bin	[History]	28.0	28.0	POLA-03
REGG-01 [Event Display]	mer 05 dicembre	19:34	REGG-01-2018- 12-05-00023.bin	23 [History]	10:48 05/12/2018	REGG-01-2018- 12-05-00023.bin	05/12 [History]	14.0	13.0	REGG-01
ROMA-01 [Event Display]	mar 05 giugno	16:01	ROMA-01-2018- 06-05-00043.bin	0 [History]	*	ROMA-01-2018- 06-05-00043.bin	06/06 [History]	41.0	12.0	ROMA-01
ROMA-02 [Event Display]	mer 05 dicembre	13:20	ROMA-02-2018- 12-05-00322.bin	227 [History]	10:53 05/12/2018	ROMA-02-2018- 12-05-00322.bin	05/12 [History]	25.0	14.0	ROMA-02
SALE-01 [Event Display]	mer 05 dicembre	19:34	SALE-01-2018- 12-03-00063.bin	51 [History]	12:11 30/11/2018	SALE-01-2018- 12-03-00063.bin	03/12 [History]	100.0	57.0	SALE-01
SALE-02	mer 05	18:42	SALE-02-2018-	35	08:46	SALE-02-2018-	05/12			

...but we hope to fix it for Xmas



Our 2018 was awesome:
from hardware...



Martedì, 17 Aprile 2018 09:47

Il Liceo Scientifico "Augusto Righi" di Roma al CERN

dimensione font 🔍 ➕ | Stampa | Email



Il Liceo "Augusto Righi" di Roma al CERN

Nella settimana dal 18 al 23 marzo, 5 studenti del Liceo Scientifico "Augusto Righi" di Roma si sono recati al CERN

EEE News

Presa dati con le cosmic boxes sul Gargano



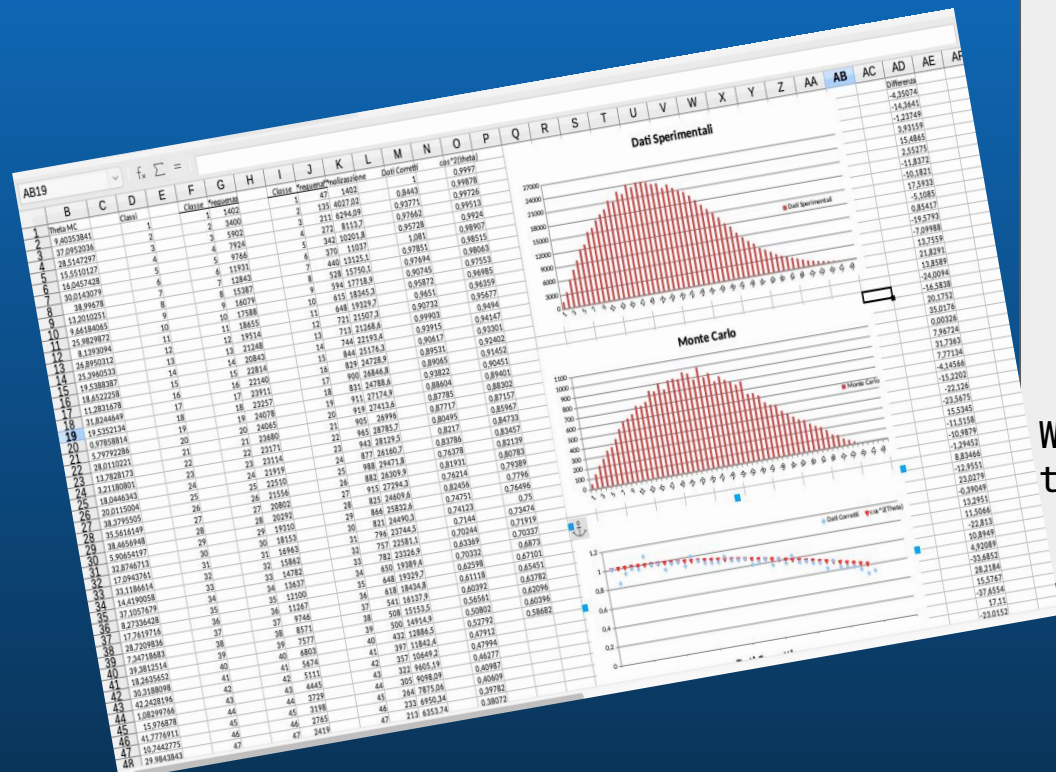
ICD - Become a Scientist for a Day. Discover the world of cosmic rays like an astroparticle physicist



Il Progetto EEE alla Notte dei Ricercatori



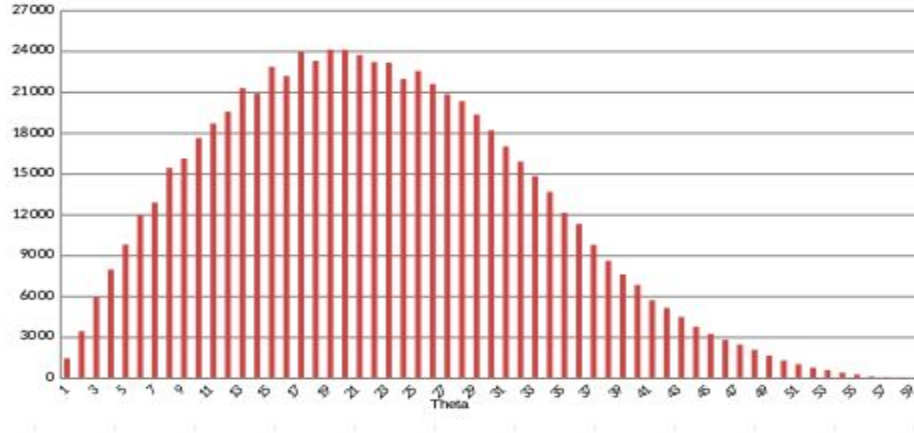
...to software:
angular distribution



- DQM database
- Choice of the telescope (BOLO-01)
- Theta (data + MC)
- Cut: ChiSquare < 10
- Data imported in Excel

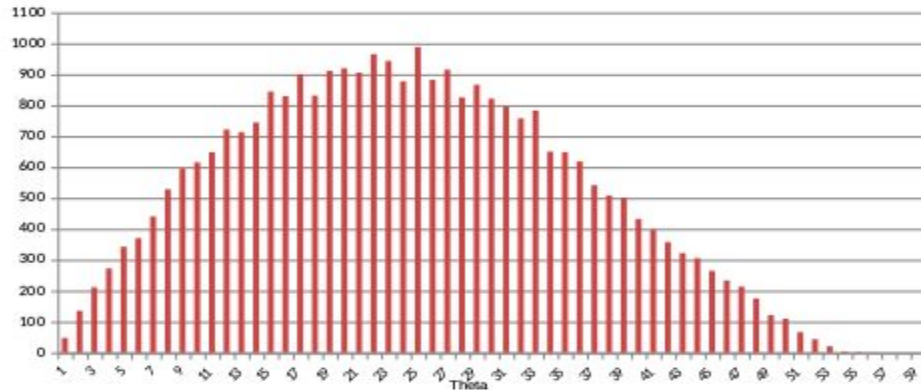
We follow the instruction given in the ICD-Guide(La Rocca, Trimarchi)

Dati Sperimentali



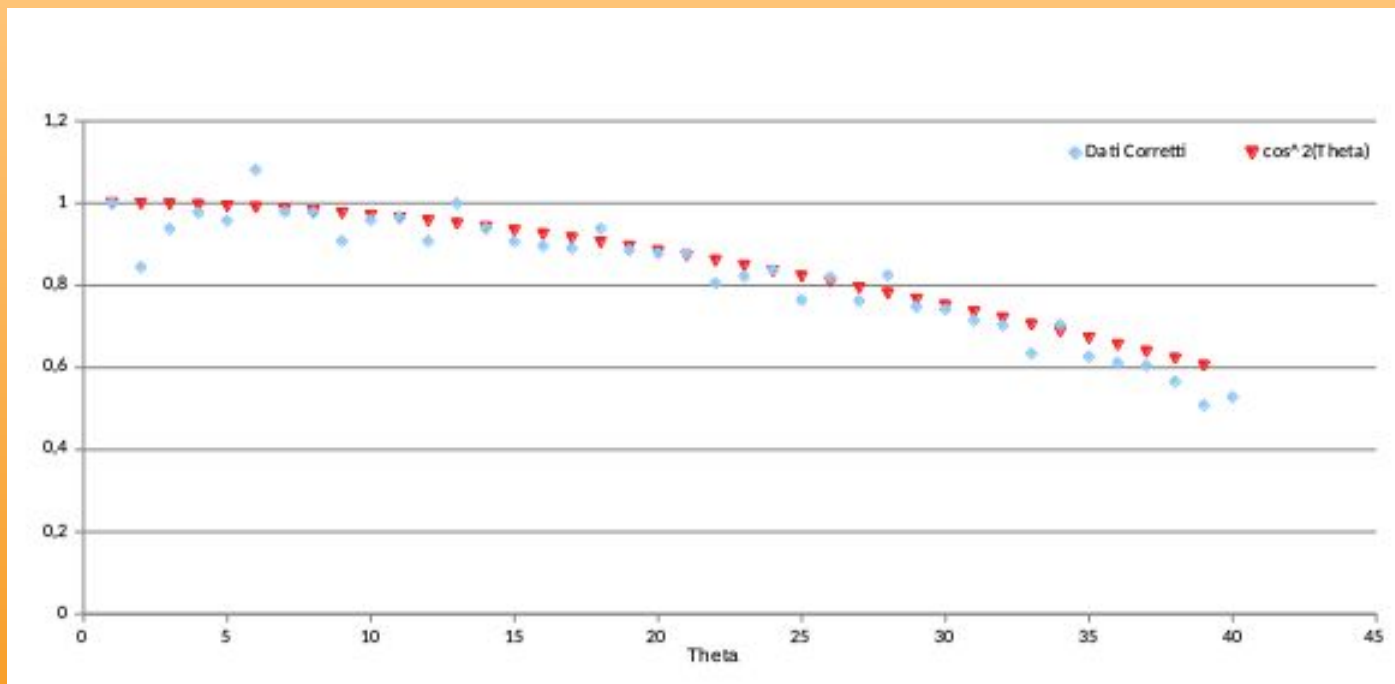
Histogram of experimental data

Monte Carlo



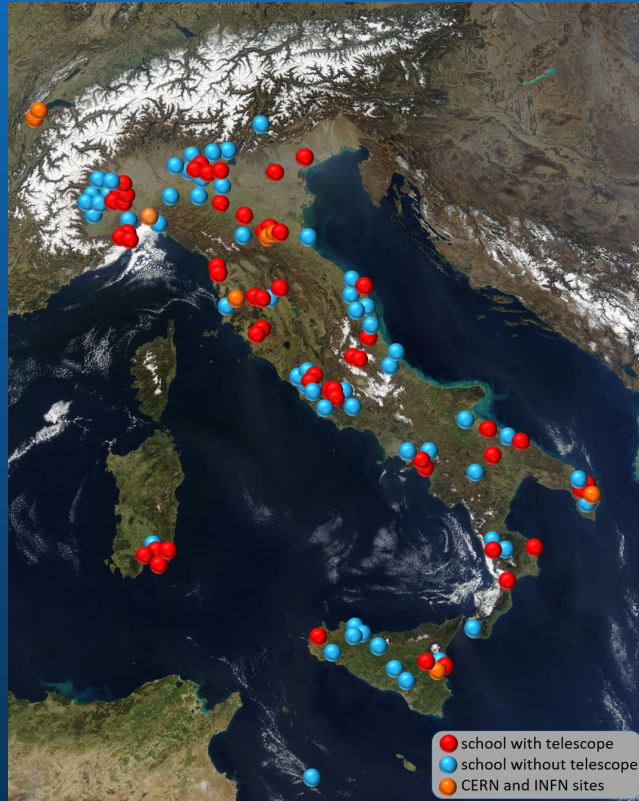
Histogram of simulated data

BOL0-01, 15/11/18, $\chi^2 < 10$



Comparison of the experimental distribution with $\cos^2(\theta)$

Next step: compare distribution from different telescopes



then:



seminars



a web site



Acknowledgments

Centro Fermi

Prof. Antonino Zichichi

Prof.ssa Luisa Cifarelli

Prof. Marcello Abbrescia

Dott.ssa Silvia Pisano



...and the entire EEE collaboration

